

MANUFACTURED/MOBILE HOME INSTALLATION SETUP

For mobile homes manufactured prior to October 7, 1973 or mobile homes which do not have the manufacturers installation manual.

Mobile Home Manufacturer _____
 Width _____ Length _____
 Date of Manufacture _____

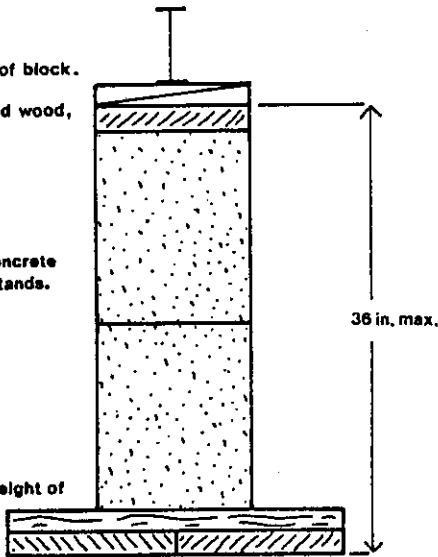
Owner _____
 Address _____
 Permit Number _____

Footing Design & Layout

Wedges must be full width of block.
 Redwood or pressure treated wood,
 two inch height.

Min. 8" x 8" x 16" grade N concrete
 block or approved metal stands.

Base shall be a four inch height of
 pressure treated wood or
 a solid block of grade N
 concrete.



Width of Home	Footing Base - Min. Size
8 ft.	16" x 16"
10 ft.	18" x 18"
12 ft.	20" x 20"
14 ft.	22" x 22"

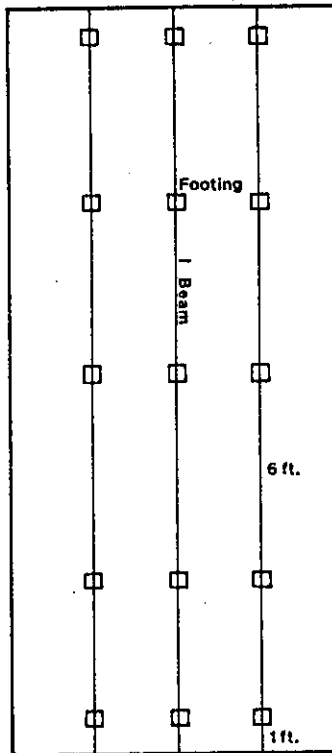
Note: All marriage line piers on double wide units shall have a footing base with a min. size of 26" x 26"

Type of Footing - check one

- Wood
 Other - describe _____

Type of Support - check one

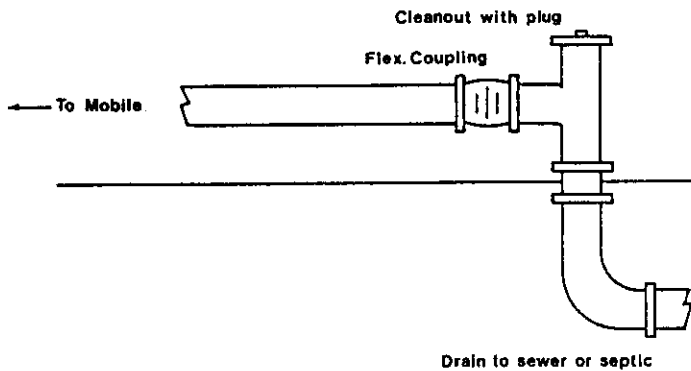
- Concrete block
 Other - describe _____



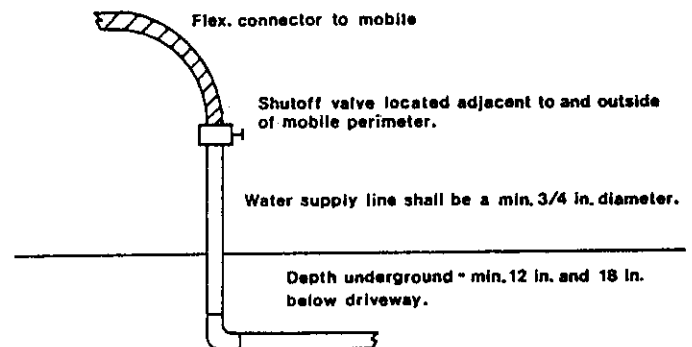
Max. spacing between footings along I-beams shall be six feet.

Max. overhang beyond footings shall be one foot.

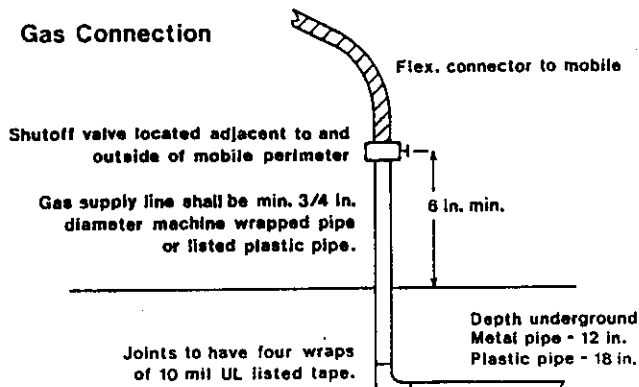
Sewer Outlet



Water Connection



Gas Connection



Electrical Connection

